



PowerSchool Parent Portal Single Sign-On FAQs

Question 1: What is the Parent Portal Single Sign-On?

Answer: Instead of having a separate login for each of your students, Parent Portal Single Sign-On allows you to access all of your students' information with one login.

Question 2: Is Parent Portal available for all students?

Answer: No. It is only available for Grades 3-12.

Question 3: If I already created a personalized Single-Sign On last year, do I have to recreate another one this year?

Answer: No. The account you created will remain active as long as your student attends Warren Consolidated Schools.

Question 5: If my student is new to the district or I never created my Single Sign-On account last year, where do I get started?

Answer: You will need to start by obtaining the Access ID and Password for your student. Proceed to the answer for Question #7 for directions.

Question 6: I only have one student, do I still need to use the Single Sign-on login?

Answer: Yes. When creating the new account, you will only enter the Access ID/Password for that one student.

Question 7: I have never been on Parent Portal before, how do I get the Access ID and Password needed to create an account?

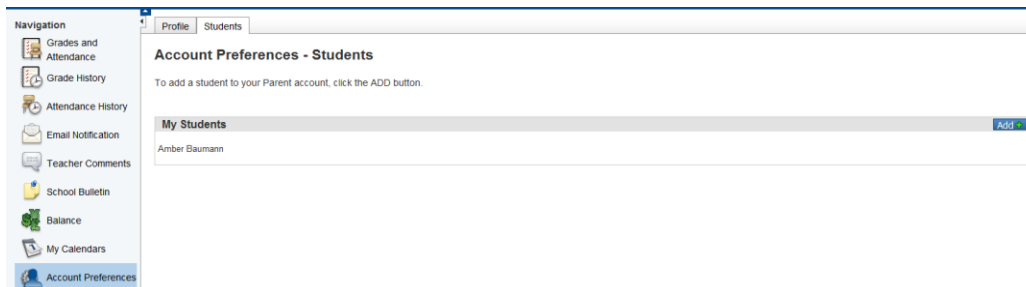
Answer:

- Letter to Parent: You may receive a letter from your child(s) school which contains the Access ID and Password needed to create the account.
- Contact your child's school: You will need to request the Access ID and Password for your student(s).
- Contact the WCS IT Help desk (586.825.2400 ext. 11111). You will need to request the Access ID and Password for your student(s).

NOTE: The Access ID and Password are case sensitive. All letters must be capitalized

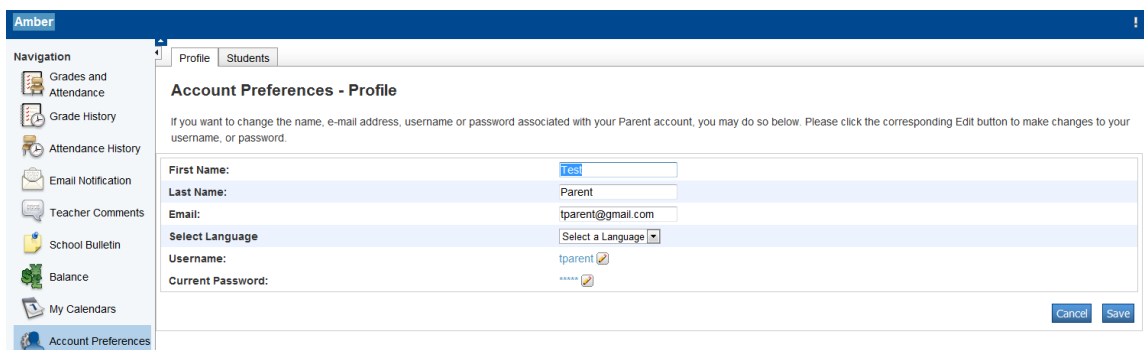
Question 8: How do I add additional students to my account?

Answer: When you initially create your Single Sign-On, you can enter as many students as you have. If, in the future, you need to add a student, there is an option under Account Preferences to link additional students to the account.



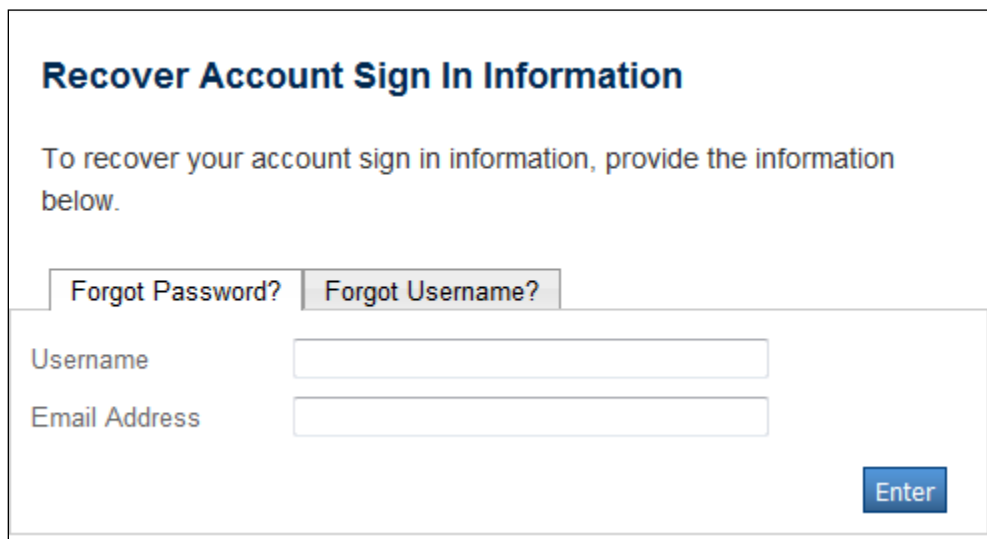
Question 9: Can I change my password?

Answer: Yes, you can change your password at any time. Choose the Account Preferences option.



Question 10: What do I do if I forget my Parent Portal username or password?

Answer: On the Parent Portal login screen, click on the link [Having Trouble Signing In?](#) You have the option to retrieve your username or password. It will send the password to the email you have registered to the account.



The screenshot shows a web form titled "Recover Account Sign In Information". Below the title is a paragraph: "To recover your account sign in information, provide the information below." There are two tabs: "Forgot Password?" and "Forgot Username?". The "Forgot Username?" tab is selected. Below the tabs are two input fields: "Username" and "Email Address". A blue "Enter" button is located at the bottom right of the form.

Question 11: Who do I contact if I have any questions?

Answer: First, contact your student's school. If necessary, they will transfer you to the WCS IT Help Desk for further assistance.

Question 12: Can students access the Parent Portal, too?

Answer: Secondary students can access the Student Portal. This is similar to the Parent Portal with a few exceptions. They access the portal using the same login credentials they use at school. At this time, elementary students cannot access the student portal.